

PART NUMBER EXAMPLE "QMM5S2B"

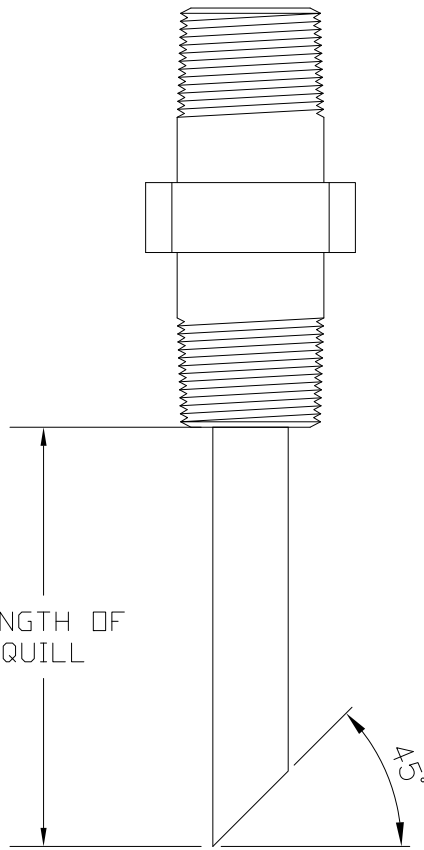
QMM 5 S 2 B

O.D. CONN. SIZE NPT (MALE)	CODE
1/2"	5
3/4"	7
1"	10
1-1/2"	15
2"	20

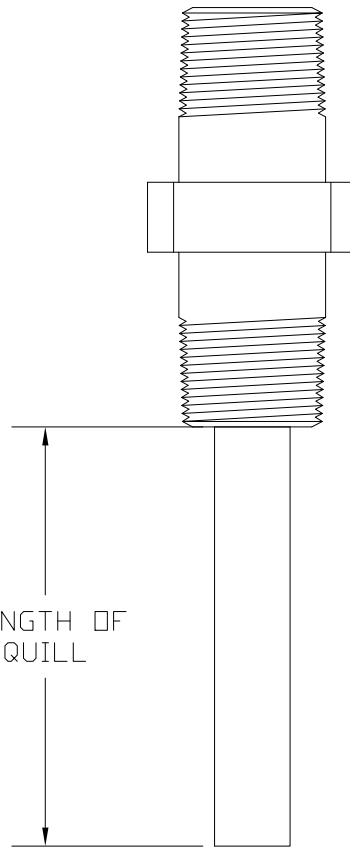
QUILL MAT'L	CODE
316L S.S.	S
HASTELLOY C-276	H
TITANIUM	T
ALLOY 20	A
OTHER MATERIALS AVAILABLE	

LENGTH (in)
2
3
4
6
10
12
14-24

END STYLE	CODE
BAYONET	B
FLAT	F



BAYONET END STYLE "B"



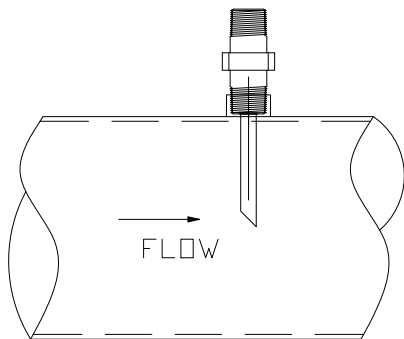
FLAT END STYLE "F"

UNLESS OTHERWISE SPECIFIED		INYO PROCESS			
DIMENSIONS ARE IN INCHES DO NOT SCALE DRAWING		DRAWN	DBA		
DIMENSIONING AND TOLERANCING PER ASME Y14.5M-1994 AND APPLICABLE STANDARDS		CHECKED	ET		
DECIMALS .XX ±.030 .XXX ±.010		DESIGN APPROVED	THREADED QUILLS - METAL W/ MALE NPT ENDS, NO CHECK VALVE		
ANGLES ±1°		MFG. APPROVED	SIZE	CAGE CODE	DRAWING NO
SURFACE ROUGHNESS 125 ✓		QA APPROVED	A	-	QMM-001
RUNOUT .010_TIR		RELEASE DATE	SCALE	WEIGHT	REV
BREAK CORNERS .005-.015		2/23/2018	-	-	-
INTERNAL RADII .015-.030					SHEET 1 OF 2

INSTALLATION NOTES/RECOMMENDATIONS

INSTALL BEVELED EDGE FACING UPSTREAM FOR MAXIMUM CHEMICAL DISPERSAL

FOR SMALLER PIPES (LESS THAN 4" DIA) CUT THE QUILL LENGTH SO THAT CHEMICALS ARE INJECTED IN THE CENTER OF THE PIPE.



QUILL DIMENSIONS

NOMINAL CONNECTION SIZE NPT (MALE)	QUILL O.D. (in)
1/2"	0.54
3/4"	0.68
1"	0.84
1-1/2"	1.05
2"	1.9

TEMPERATURE & PRESSURE RATINGS

QUILL MAT'L	PRESSURE MAX (PSI)	TEMP MAX (°F)
316L S.S	1500	400
HASTELLOY C-276		
TITANIUM		

UNLESS OTHERWISE SPECIFIED		INYO PROCESS			
DIMENSIONS ARE IN INCHES DO NOT SCALE DRAWING		DRAWN	DBA		
DIMENSIONING AND TOLERANCING PER ASME Y14.5M-1994 AND APPLICABLE STANDARDS		CHECKED	ET		
DECIMALS .XX ±.030 .XXX ±.010		DESIGN APPROVED	THREADED QUILLS - METAL W/ MALE NPT ENDS, NO CHECK VALVE		
ANGLES ±1°		MFG. APPROVED			
SURFACE ROUGHNESS 125 ✓		QA APPROVED	SIZE	CAGE CODE	DRAWING NO
RUNOUT .010_TIR		RELEASE DATE	A	-	QMM-001
BREAK CORNERS .005-.015		9/24/2000	SCALE	WEIGHT	REV
INTERNAL RADII .015-.030			-	-	-
				SHEET	2 OF 2